





Buprenorphine Treatment Patient/Physician Matching System

Add additional practice location (page 1 of 2)



Buprenorphine Treatment Patient/Physician Matching System



Secure • Confidential

Physician Homepage


My Settings:	My Locations:
Update my information Add a location ← 1 Logout Receive Update E-mails (when new patients sign up in your area): Yes Click here to change to No	2 1 main street test area 1a Boston, CT 02093 860-555-2448 (edit) (remove) Patient(s) are willing to travel to this location Make active to view patients
What's New On This Page? Click here to see interactive demo of changes	4 123 main street Philadelphia, PA 19140 860-555-2448 (edit) (remove) Patient(s) are willing to travel to this location Make active to view patients
Discussion Board (optional): You have not signed up for our discussion board (optional) which offers a Physicians-Only area. Please enter a username in the box below (for anonymity) and click the "Join" button to sign up now. The same password you used for this account will also be used for the message board. Username: <input type="text"/> Join	3 123 main street Northern, VT 05602 860-555-2448 (edit) (remove) Patient(s) are willing to travel to this location Make active to view patients
	Active Location
	1 411 Colt highway suite 333 Farmington, SD 57473 860-555-2448 (edit) (remove) Patient(s) are willing to travel to this location View Patients
	1 1000 Wall street New York, NY 10010 860-555-2448 (edit) (remove) Patient(s) are willing to travel to this location Make active to view patients
	2 1 Main street 15085 Portland, OR 97210 860-555-2448 (edit) (remove) Patient(s) are willing to travel to this location Make active to view patients

1. On the Physician Homepage – under “My Settings” – click on “Add a location” and fill in the details as shown on the next page.




Buprenorphine Treatment Patient/Physician Matching System

Add additional practice location (page 2 of 2)



Buprenorphine Treatment Patient/Physician Matching System



Secure • Confidential

(Note: Use this form to add another location to search when viewing patients, if you have more than one office location.)

Add a Location:					
First Name:	Timothy	Last Name:	Lepak		
Street Address:	<input type="text"/>				
	<input type="text"/> (Suite/Office #)				
City:	<input type="text"/>	State:	<input type="text"/>	Zip:	06032
Phone:	(<input type="text"/>) <input type="text"/> - <input type="text"/>	Email:		tl@naabt.org	
<input type="button" value="Add Location"/>					

Copyright © 2006 NAABT, Inc.

[Home](#) | [About Us](#) | [Terms](#) | [Buprenorphine Education](#) | [Discussion](#) | [Patient/Doctor Connection](#) | [30 Patient Limit](#) | [News](#)
[Change Default Zip Code](#) | [What is Buprenorphine Treatment Like](#) | [For Treatment Providers](#) | [Buprenorphine Literature](#)
[FAQ](#) | [Links](#) | [Patient Stories](#) | [Laws](#) | [Audio Files](#) | [Glossary](#) | [Sitemap](#) | [Suboxone PI](#) | [Privacy Policy](#)

Simply fill in the details of the additional location, and you will be able to select patients within range that location as well.

IMPORTANT NOTE ON HOW THE SYSTEM WORKS:

A patient is asked for a zip code and distance willing to travel during the registration process. The website server then calculates and displays only patients who are in "range" of the location you have selected.